

**CIMMCO LIMITED**  
**SHAREHOLDING PATTERN AS ON 31st DECEMBER 2018**  
**SHAREHOLDING PATTERN UNDER REGULATION 31 OF SEBI(LISTING OBLIGATION AND DISCLOSURE AND REQUIREMENTS) REGULATIONS 2015**

1. Name of Listed Entity: CIMMCO LIMITED  
2. Scrip Code 505230, CIMMCO  
3. Class of Securities Equity  
Quarter ended 31st DECEMBER 2018  
ShareHolding pattern filed under Regulation 31(1)(c)

4. Declaration : The Listed entity is required to submit the following declaration to the extent of submission of information:

Particulars	YES/No
a Whether the Listed Entity has issued any partly paid up shares	No
b Whether the Listed Entity has issued any Convertible Securities or Warrants?	No
c Whether the Listed Entity has any shares against which depository receipts are issued?	No
d Whethere the Listed Entity has any shares in locked-in?	No
e Whethere any shares held by promoters are pledge or otherwise encumbered?	No


\*if the Listed Entity selectes the option 'NO' for the questions above, the columns for the partly paid up shares, Outstanding Convertible Securities/Warrants, depository receipts, locked-in shares, No of shares pledged or otherwise encumbered by promoters, as applicable, shall not be displayed at the time of ddissemination on the Stock Exchange website. Also wherever there is 'No' declared by Listed entity in above table the values will be considered as 'Zero' by default on submission of the format of holding of specified securities.

5 The tabular format for disclosure of holding of specified securities is as follows:

For CIMMCO LIMITED  
  
Group Company Secretary

Table I - Summary Statement holding of specified securities

Category	Category of Shareholder	No of Share-holders	No of fully paid up equity shares held	No of Parly paid-up equity shares held	No of Shares Underlying Depository Receipts	Total No of Shares Held	Share-holding as a % of total no of shares	Number of Voting Rights held in each class of securities			No of Shares Underlying Outstanding convertible securities (Including Warrants)	Shareholding as a % assuming full conversion of convertible Securities (as a percentage of diluted share capital)	Number of Locked in Shares		Number of Shares pledged or otherwise encumbered		Number of equity shares held in dematerialized form	
								No of Voting Rights		Total as a % of (A+B+C)			No.	As a % of total Shares held	No.	As a % of total Shares held		
								Class X	Class Y									Total
(I)	(II)	(III)	(IV)	(V)	(VI)	(VII)	(VIII)	(IX)			(X)	(XI)	(XII)		(XIII)	(XIV)		
(A)	Promoter & Promoter Group	5	21738806	0	0	21738806	79.49	21738806	0	21738806	79.49	0	79.49	0	0.00	0	0.00	21738806
(B)	Public	47210	5609720	0	0	5609720	20.51	5609720	0	5609720	20.51	0	20.51	0	0.00	NA	NA	5328550
(C)	Non Promoter-Non Public																	
(C1)	Shares underlying DRs	0	0	0	0	0	NA	0	0	0	0.00	0	NA	0	0.00	NA	NA	0
(C2)	Shares held by Employees Trusts	0	0	0	0	0	0.00	0	0	0	0.00	0	0.00	0	0.00	NA	NA	0
	<b>Total:</b>	<b>47215</b>	<b>27348526</b>	<b>0</b>	<b>0</b>	<b>27348526</b>	<b>100.00</b>	<b>27348526</b>	<b>0</b>	<b>27348526</b>	<b>100.00</b>	<b>0</b>	<b>100.00</b>	<b>0</b>	<b>0.00</b>	<b>NA</b>	<b>NA</b>	<b>27067356</b>



S J Am

Table II - Statement showing shareholding pattern of the Promoter and Promoter Group

Category	Category & Name of the Shareholder	PAN	No of Share-holders	No of fully paid up equity shares held	No of Party paid-up equity shares held	No of Shares Underlying Depository Receipts	Total No of Shares Held (IV+V+VI)	Shareholdin g as a % of total no of shares (A+B+C2)	Number of Voting Rights held in each class of securities			No of Shares Underlying Outstanding convertible securities (Including Warrants)	Shareholding as a % assuming full conversion of convertible Securities (as a percentage of diluted share capital)	Number of Locked in Shares		Number of Shares pledged or otherwise encumbered		Number of equity shares held in dematerialized form	
									No of Voting Rights		Total as a % of (A+B+C)			No.	As a % of total Shares held	No.	As a % of total Shares held		
									Class X	Class Y	Total			(X)	(XI)	(XII)	(XIII)		(XIV)
	(i)	(ii)	(iii)	(IV)	(V)	(vi)	(VII)	(VIII)	(IX)			(X)	(XI)	(XII)		(XIII)	(XIV)		
(1)	Indian																		
(a)	Individuals/Hindu undivided Family		3	31424	0	0	31424	0.12	31424	0	31424	0.12	0	0.12	0	0.00	0	0.00	31424
	VINITA BAJORIA	ADTPB8369H	1	13424	0	0	13424	0.05	13424	0	13424	0.05	0	0.05	0	0.00	0	0.00	13424
	GAURAV KAJARIA	AFMPK2487G	1	14000	0	0	14000	0.06	14000	0	14000	0.06	0	0.06	0	0.00	0	0.00	14000
	SUMITA KANDOI	AFNPK7947Q	1	4000	0	0	4000	0.01	4000	0	4000	0.01	0	0.01	0	0.01	0	0.01	4000
(b)	Central Government/State Government(s)		0	0	0	0	0	0.00	0	0	0	0.00	0	0.00	0	0.00	0	0.00	0
(c)	Financial Institutions/Banks		0	0	0	0	0	0.00	0	0	0	0.00	0	0.00	0	0.00	0	0.00	0
(d)	Any Other		2	21707382	0	0	21707382	79.37	21707382	0	21707382	79.37	0	79.37	0	0.00	0	0.00	21707382
	TITAGARH WAGONS LIMITED	AABCT1377P	1	16871736	0	0	16871736	61.69	16871736	0	16871736	61.69	0	61.69	0	0.00	0	0.00	16871736
	CIMCO EQUITY HOLDINGS PRIVATE LIMITED *	AADCC4728K	1	4835646	0	0	4835646	17.68	4835646	0	4835646	17.68	0	17.68	0	0.00	0	0.00	4835646
	Sub-Total (A)(1)		5	21738806	0	0	21738806	79.49	21738806	0	21738806	79.49	0	79.49	0	0.00	0	0.00	21738806
(2)	Foreign																		
(a)	Individuals (Non-Resident Individuals/Foreign Individuals)		0	0	0	0	0	0.00	0	0	0	0.00	0	0.00	0	0.00	0	0.00	0
(b)	Government		0	0	0	0	0	0.00	0	0	0	0.00	0	0.00	0	0.00	0	0.00	0
(c)	Institutions		0	0	0	0	0	0.00	0	0	0	0.00	0	0.00	0	0.00	0	0.00	0
(d)	Foreign Portfolio Investor		0	0	0	0	0	0.00	0	0	0	0.00	0	0.00	0	0.00	0	0.00	0
(e)	Any Other		0	0	0	0	0	0.00	0	0	0	0.00	0	0.00	0	0.00	0	0.00	0
	Sub-Total (A)(2)		0	0	0	0	0	0.00	0	0	0	0.00	0	0.00	0	0.00	0	0.00	0
	Total Shareholding of Promoter and Promoter Group (A)=(A)(1)+(A)(2)		5	21738806	0	0	21738806	79.49	21738806	0	21738806	79.49	0	79.49	0	0.00	0	0.00	21738806

Note \* Cimco Equity Holdings Private Limited has been merged with Titagarh Wagons Limited, an application for change of name has been submitted to the Depository Participant (ICICI Bank Ltd) which is under process.

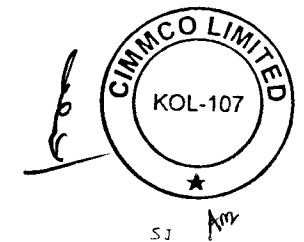
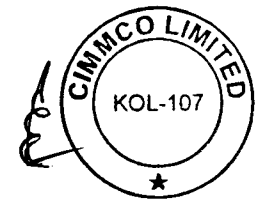


Table III - Statement showing shareholding pattern of the Public shareholder

Category	Category & Name of the Shareholder	PAN	No of Shareholders	No of fully paid up equity shares held	No of Partly paid-up equity shares held	No of Shares Underlying Depository Receipts	Total No of Shares Held (IV+V+VI)	Shareholding as a % of total no of shares (A+B+C2)	Number of Voting Rights held in each class of securities			No of Shares Underlying Outstanding convertible securities (Including Warrants)	Shareholding as a % assuming full conversion of convertible Securities (as a percentage of diluted share capital)	Number of Locked In Shares		Number of Shares pledged or otherwise encumbered		Number of equity shares held in dematerialized form	
									No of Voting Rights					Total as a % of (A+B+C)	No.	As a % of total Shares held	No.		As a % of total Shares held
									Class X	Class Y	Total								
	(i)	(ii)	(iii)	(iv)	(v)	(vi)	(vii)	(viii)	(ix)			(x)	(xi)	(xii)		(xiii)	(xiv)		
(1)	Institutions																		
(a)	Mutual Funds		3	1624	0	0	1624	0.00	1624	0	1624	0.00	0	0.00	0	0.00	NA	NA	784
(b)	Venture Capital Funds		0	0	0	0	0	0.00	0	0	0	0.00	0	0.00	0	0.00	NA	NA	0
(c)	Alternate Investment Funds		0	0	0	0	0	0.00	0	0	0	0.00	0	0.00	0	0.00	NA	NA	0
(d)	Foreign Venture Capital Investors		0	0	0	0	0	0.00	0	0	0	0.00	0	0.00	0	0.00	NA	NA	0
(e)	Foreign Portfolio Investors		0	0	0	0	0	0.00	0	0	0	0.00	0	0.00	0	0.00	NA	NA	0
(f)	Financial Institutions/Banks		20	136861	0	0	136861	0.50	136861	0	136861	0.50	0	0.00	0	0.00	NA	NA	136339
(g)	Insurance Companies		0	0	0	0	0	0.00	0	0	0	0.00	0	0.00	0	0.00	NA	NA	0
(h)	Provident Funds/Pension Funds	Financial Institutions/Banks	0	0	0	0	0	0.00	0	0	0	0.00	0	0.00	0	0.00	NA	NA	0
(i)	Any Other																		
	<b>Sub Total (B)(1)</b>		<b>23</b>	<b>138485</b>	<b>0</b>	<b>0</b>	<b>138485</b>	<b>0.50</b>	<b>138485</b>	<b>0</b>	<b>138485</b>	<b>0.50</b>	<b>0</b>	<b>0.00</b>	<b>0</b>	<b>0.00</b>	<b>NA</b>	<b>NA</b>	<b>137123</b>
(2)	Central Government/State Government(s)/President of India		0	0	0	0	0	0.00	0	0	0	0.00	0	0.00	0	0.00	NA	NA	0
	<b>Sub Total (B)(2)</b>		<b>0</b>	<b>0</b>	<b>0</b>	<b>0</b>	<b>0</b>	<b>0.00</b>	<b>0</b>	<b>0</b>	<b>0</b>	<b>0.00</b>	<b>0</b>	<b>0.00</b>	<b>0</b>	<b>0.00</b>	<b>NA</b>	<b>NA</b>	<b>0</b>
(3)	Non-institutions																		
(a)	i. Individual shareholders holding nominal share capital up to Rs.2 lakhs		46565	3090448	0	0	3090448	11.30	3090448	0	3090448	11.30	0	0.00	0	0.00	NA	NA	2822122
	ii. Individual shareholders holding nominal share capital in excess of Rs. 2 Lakhs		16	822576	0	0	822576	3.01	822576	0	822576	3.01	0	0.00	0	0.00	NA	NA	822576
(b)	NBFCs Registered with RBI		2	539	0	0	539	0.00	539	0	539	0.00	0	0.00	0	0.00	NA	NA	539
(c)	Employee Trusts		0	0	0	0	0	0.00	0	0	0	0.00	0	0.00	0	0.00	NA	NA	0
(d)	Overseas Depositories (Holding DRs)(Balancing figure)		0	0	0	0	0	0.00	0	0	0	0.00	0	0.00	0	0.00	NA	NA	0
(e)	Any Other																		
	NON RESIDENT INDIAN REPATRIABLE		5	316	0	0	316	0.00	316	0	316	0.00	0	0.00	0	0.00	NA	NA	0
	TRUSTS		2	50	0	0	50	0.00	50	0	50	0.00	0	0.00	0	0.00	NA	NA	50
	Alternative Investment Fund		1	162787	0	0	162787	0.60	162787	0	162787	0.60	0.00	0.00	0	0.00	NA	NA	162787
	NON RESIDENT INDIANS		99	78112	0	0	78112	0.29	78112	0	78112	0.29	0	0.00	0	0.00	NA	NA	78112
	CLEARING MEMBERS		53	240092	0	0	240092	0.72	240092	0	240092	0.72	0	0.00	0	0.00	NA	NA	240092
	INDIAN CLEARING CORPORATION LIMITED	AAABC17140K	1	42453	0	0	42453	0.11	42453	0	42453	0.11	0	0.00	0	0.00	NA	NA	42453
	NON RESIDENT INDIANS NON REPATRIABLE		79	59138	0	0	59138	0.22	59138	0	59138	0.22	0	0.00	0	0.00	NA	NA	59083
	BODIES CORPORATES		365	1031793	0	0	1031793	3.76	1031793	0	1031793	3.76	0	0.00	0	0.00	NA	NA	1006066
	<b>Sub Total (B)(3)</b>		<b>47187</b>	<b>5471235</b>	<b>0</b>	<b>0</b>	<b>5471235</b>	<b>20.01</b>	<b>5471235</b>	<b>0</b>	<b>5471235</b>	<b>20.01</b>	<b>0</b>	<b>0.00</b>	<b>0</b>	<b>0.00</b>	<b>NA</b>	<b>NA</b>	<b>5191427</b>
	<b>Total Public Shareholding (B) = (B)(1)+(B)(2)+(B)(3)</b>		<b>47210</b>	<b>5609720</b>	<b>0</b>	<b>0</b>	<b>5609720</b>	<b>20.51</b>	<b>5609720</b>	<b>0</b>	<b>5609720</b>	<b>20.51</b>	<b>0</b>	<b>0.00</b>	<b>0</b>	<b>0.00</b>	<b>NA</b>	<b>NA</b>	<b>5328550</b>



SJ Am

Table IV - Statement showing shareholding pattern of the Non Promoter - Non Public Shareholder

Category	Category & Name of the Shareholder	PAN	No of Share-holders	No of fully paid up equity shares held	No of Partly paid-up equity shares held	No of Shares Underlying Depository Receipts	Total No of Shares Held (IV+V+VI)	Shareholding as a % of total no of shares (A+B+C2)	Number of Voting Rights held in each class of securities			No of Shares Underlying Outstanding convertible securities (Including Warrants)	Shareholding as a % assuming full conversion of convertible Securities (as a percentage of diluted share capital)	Number of Locked In Shares		Number of Shares pledged or otherwise encumbered		Number of equity shares held in dematerialized form	
									No of Voting Rights		Total as a % of (A+B+C)			No.	As a % of total Shares held	No.	As a % of total Shares held		
									Class X	Class Y									Total (IX)
	(i)	(ii)	(iii)	(iv)	(v)	(vi)	(vii)	(viii)	(ix)			(x)	(xi)	(xii)		(xiii)		(xiv)	
(1)	Custodian/DR Holder		0	0	0	0	0	0.00	0	0	0	0.00	0	0.00	0	0.00	NA	NA	0
(2)	Employee Benefit Trust (under SEBI(Share based Employee Benefit Regulations 2014)		0	0	0	0	0	0.00	0	0	0	0.00	0	0.00	0	0.00	NA	NA	0
	<b>Total Non-Promoter-Non Public Shareholding (C) = (C)(1)+(C)(2)</b>		<b>0</b>	<b>0</b>	<b>0</b>	<b>0</b>	<b>0</b>	<b>0.00</b>	<b>0</b>	<b>0</b>	<b>0</b>	<b>0.00</b>	<b>0</b>	<b>0.00</b>	<b>0</b>	<b>0.00</b>			<b>0</b>

